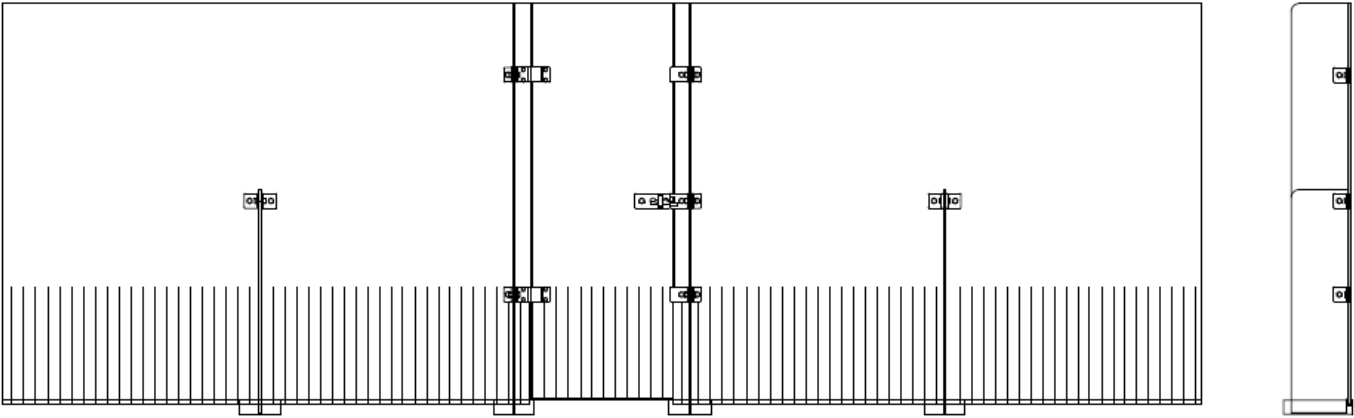


Digital Brochure standard squash walls 2024













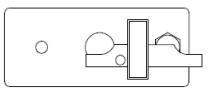

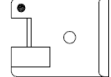

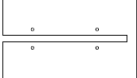










GSG HM TYPE 95.2



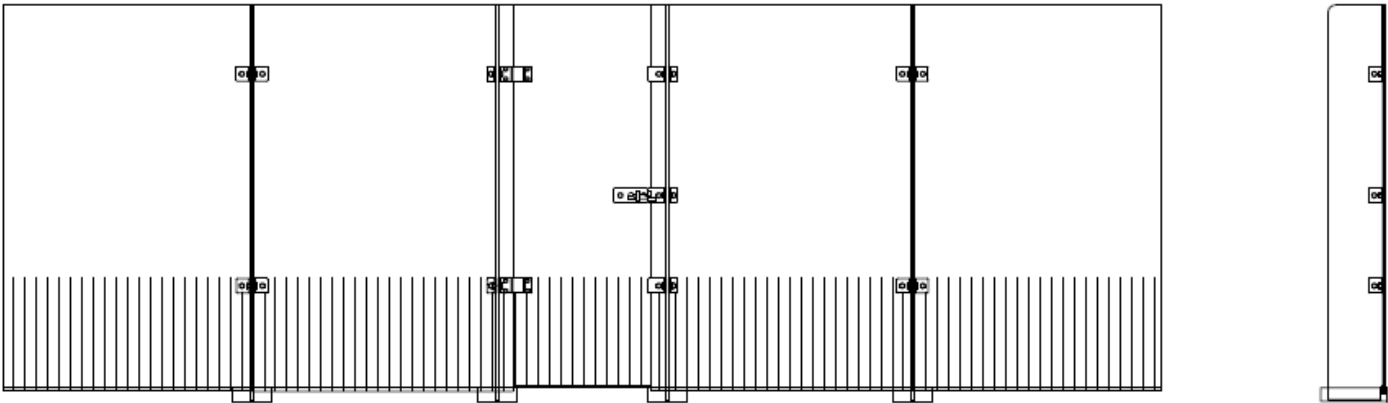
2 panel backwall with glass fins

- Type 95.2 glass backwall complete with aluminium hardware in RAL 9006.
- Dimensions: 6400 x 2130 mm.
- All the materials are approved by the World Squash Federation and certified.
- Fully tempered (FT) floatglass, Linea Azzurra, 12 mm. thick.
- Vertical alarm stripes up to the height of 607 mm. from finished floor, for the safety of players and public.



| Components for 95-2 Court | | | | | |
|---|----------------------------|--|--|-----|---|
|  Corner 80x80 | 4x | |  Castellated nuts | 39x | |
|  Corner 50x80 | 5x | |  Flat-head M8x25 | 26x | |
|  Flat 80x80 | 2x | |  Wrislet | 26x | |
|  Attack angle 100x80 | 2x | |  Wire end M8x40 | 7x | |
|  Hinge | 2x | |  Nylon bus 18x71/2 | 21x | |
|  Lock | 1x | |  Spring washer M8 | 39x | |
|  Against Cabinet | 1x | |  Bolt M12x50 | 12x | |
|  Cover | 4x | |  Nut M12 | 12x | |
|  Special profile | 8x | |  Washer M12 | 24x | |
|  U profile 30x30x30x3 | 2x L=2130mm 3x L=2153mm | |  Bolt M10x30 | 16x | |
|  U profile 25x25x25x2 | 1x L=770mm | |  Nut M10 | 16x | |
| | | |  Rd. head Stanly steel M5x35 | 16x | |
| | | |  Nylon bus 6.2x10x15 | 16x |  |











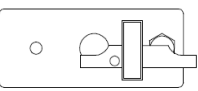

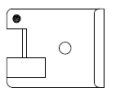

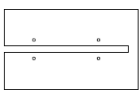










GSG HM TYPE 95.4



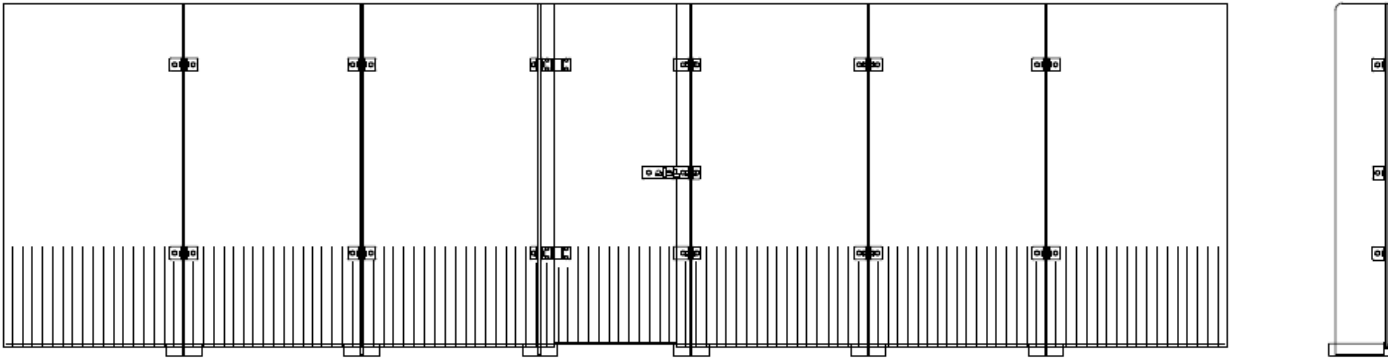
4 panel backwall with glass fins

- Type 95.4 glass backwall complete with aluminium hardware in RAL 9006.
- Dimensions: 6400 x 2130 mm.
- All the materials are approved by the World Squash Federation and certified.
- Fully tempered (FT) floatglass, Linea Azzurra, 12 mm. thick.
- Vertical alarm stripes up to the height of 607 mm. from finished floor, for the safety of players and public.



| Components for 95-4 Court | | | | | |
|---|----------------------------|--|--|-----|---|
|  Corner 80x80 | 8x | |  Castellated nuts | 47x | |
|  Corner 50x80 | 5x | |  Flat-head M8x25 | 30x | |
|  Flat 80x80 | 2x | |  Wrislet | 30x | |
|  Attack angle 100x80 | 2x | |  Wire end M8x40 | 9x | |
|  Hinge | 2x | |  Nylon bus 18x71/2 | 23x | |
|  Lock | 1x | |  Spring washer M8 | 47x | |
|  Against Cabinet | 1x | |  Bolt M12x50 | 12x | |
|  Cover | 4x | |  Nut M12 | 12x | |
|  Special profile | 8x | |  Washer M12 | 24x | |
|  U profile 30x30x30x3 | 2x L=2130mm 3x L=2153mm | |  Bolt M10x30 | 16x | |
|  U profile 25x25x25x2 | 1x L=770mm | |  Nut M10 | 16x | |
| | | |  Rd. head Stanly steel M5x35 | 16x | |
| | | |  Nylon bus 6.2x10x15 | 16x |  |











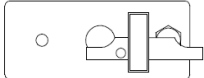

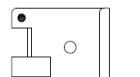












GSG HM TYPE 95.6



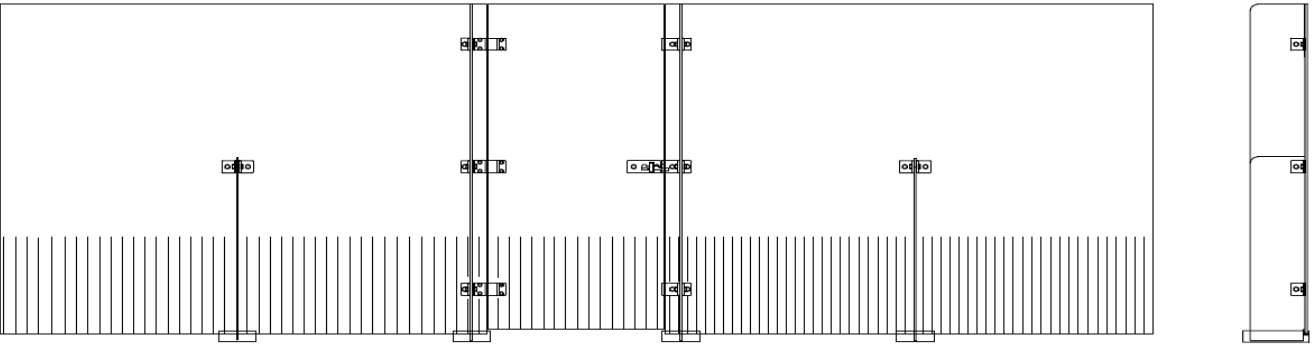
6 panel backwall with glass fins

- Type 95.6 glass backwall complete with aluminium hardware in RAL 9006.
- Dimensions: 7620 x 2130 mm. For double play
- All the materials are approved by the World Squash Federation and certified.
- Fully tempered (FT) floatglass, Linea Azzurra, 12 mm. thick.
- Vertical alarm stripes up to the height of 607 mm. from finished floor, for the safety of players and public.



| Components for 95-6 Court | | | | | |
|---|----------------------------|--|---|-----|---|
|  Corner 80x80 | 16x | |  Castellated nuts | 63x | |
|  Corner 50x80 | 5x | |  Flat-head M8x25 | 38x | |
|  Flat 80x80 | 2x | |  Wrislet | 38x | |
|  Attack angle 100x80 | 2x | |  Wire end M8x40 | 13x | |
|  Hinge | 2x | |  Nylon bus 18x71/2 | 27x | |
|  Lock | 1x | |  Spring washer M8 | 63x | |
|  Against Cabinet | 1x | |  Bolt M12x50 | 18x | |
|  Cover | 6x | |  Nut M12 | 18x | |
|  Special profile | 12x | |  Washer M12 | 36x | |
|  U profile 30x30x30x3 | 2x L=2130mm 3x L=2153mm | |  Bolt M10x30 | 24x | |
|  U profile 25x25x25x2 | 1x L=770mm | |  Nut M10 | 24x | |
| | | |  Rd. head Stanley steel M5x35 | 24x | |
| | | |  Nylon bus 6.2x10x15 | 24x |  |











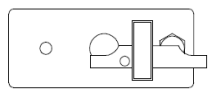

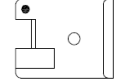

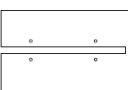










GSG HM TYPE 95-2 Handicap Access



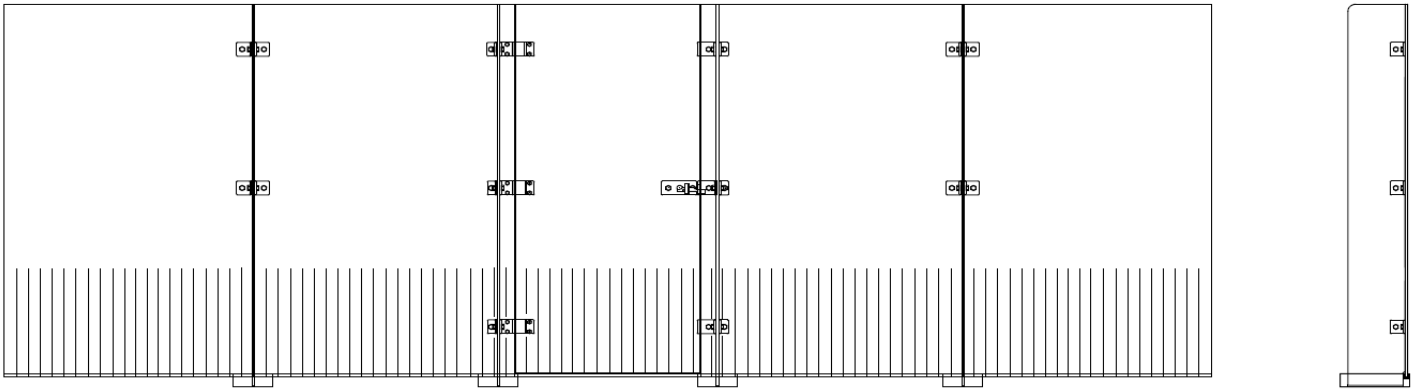
2 panel backwall with glass fins
and Handicap access

- Type 95.2 HA glass backwall complete with aluminium hardware in RAL 9006.
- Dimensions: 6400 x 2130 mm.
- All the materials are approved by the World Squash Federation and certified.
- Fully tempered (FT) floatglass, Linea Azzurra, 12 mm. thick.
- Vertical alarm stripes up to the height of 607 mm. from finished floor, for the safety of players and public.



| Components for 95-2 Court Handicap Access | | | | | |
|---|----------------------------|--|---|-----|---|
|  Corner 80x80 | 4x | |  Castellated nuts | 46x | |
|  Corner 50x80 | 6x | |  Flat-head M8x25 | 31x | |
|  Flat 80x80 | 3x | |  Wrislet | 31x | |
|  Attack angle 100x80 | 2x | |  Wire end M8x40 | 8x | |
|  Hinge | 3x | |  Nylon bus 18x71/2 | 22x | |
|  Lock | 1x | |  Spring washer M8 | 46x | |
|  Against Cabinet | 1x | |  Bolt M12x50 | 12x | |
|  Cover | 4x | |  Nut M12 | 12x | |
|  Special profile | 8x | |  Washer M12 | 24x | |
|  U profile 30x30x30x3 | 2x L=2130mm 3x L=2153mm | |  Bolt M10x30 | 16x | |
|  U profile 25x25x25x2 | 1x L=1000mm | |  Nut M10 | 16x | |
| | | |  Rd. head Stanley steel M5x35 | 16x | |
| | | |  Nylon bus 6.2x10x15 | 16x |  |









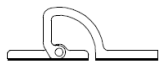

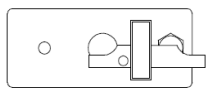

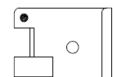

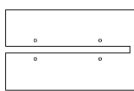










GSG HM TYPE 95.4 Handicap Access



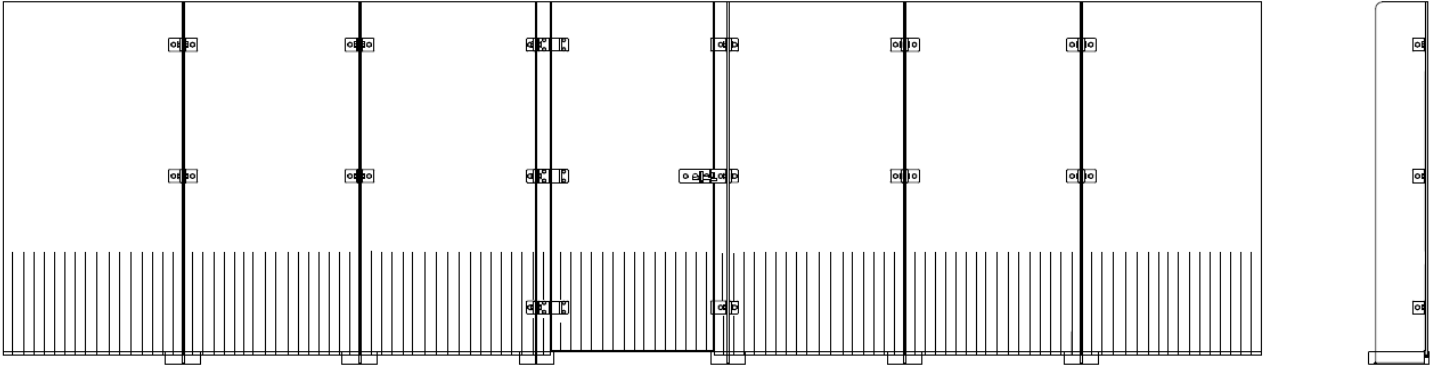
4 panel backwall with glass fins
and Handicap access

- Type 95.4 HA glass backwall complete with aluminium hardware in RAL 9006.
- Dimensions: 6400 x 2130 mm.
- All the materials are approved by the World Squash Federation and certified.
- Fully tempered (FT) floatglass, Linea Azzurra, 12 mm. thick.
- Vertical alarm stripes up to the height of 607 mm. from finished floor, for the safety of players and public.



| Components for 95-4 Court Handicap Access | | | | | |
|---|----------------------------|--|--|-----|---|
|  Corner 80x80 | 8x | |  Castellated nuts | 53x | |
|  Corner 50x80 | 6x | |  Flat-head M8x25 | 36x | |
|  Flat 80x80 | 3x | |  Wrislet | 36x | |
|  Attack angle 100x80 | 2x | |  Wire end M8x40 | 10x | |
|  Hinge | 3x | |  Nylon bus 18x71/2 | 24x | |
|  Lock | 1x | |  Spring washer M8 | 54x | |
|  Against Cabinet | 1x | |  Bolt M12x50 | 12x | |
|  Cover | 4x | |  Nut M12 | 12x | |
|  Special profile | 8x | |  Washer M12 | 24x | |
|  U profile 30x30x30x3 | 2x L=2130mm 3x L=2153mm | |  Bolt M10x30 | 16x | |
|  U profile 25x25x25x2 | 1x L=1000mm | |  Nut M10 | 16x | |
| | | |  Rd. head Stanly steel M5x35 | 16x | |
| | | |  Nylon bus 6.2x10x15 | 16x |  |











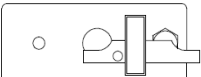

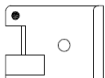

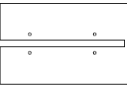










GSG HM TYPE 95.6 Handicap Access



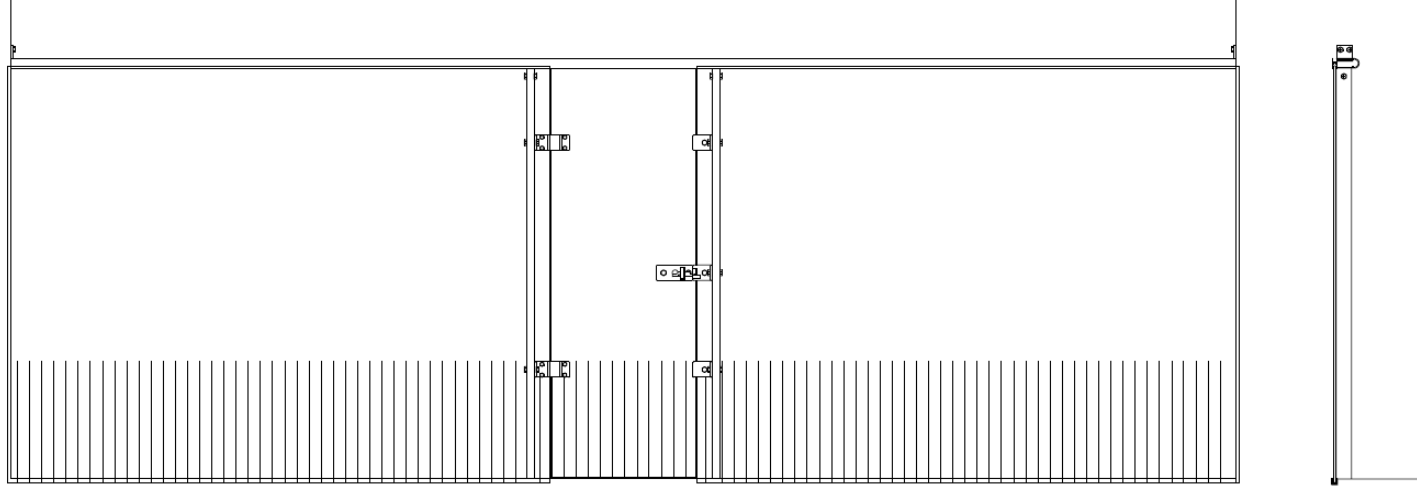
6 panel backwall with glass fins and Handicap access

- Type 95.6 HA glass backwall complete with aluminium hardware in RAL 9006.
- Dimensions: 7620 x 2130 mm. For double play.
- All the materials are approved by the World Squash Federation and certified.
- Fully tempered (FT) floatglass, Linea Azzurra, 12 mm. thick.
- Vertical alarm stripes up to the height of 607 mm. from finished floor, for the safety of players and public.



| Components for 95-6 Court Handicap Access | | | | | |
|---|----------------------------|--|---|-----|---|
|  Corner 80x80 | 16x | |  Castellated nuts | 60x | |
|  Corner 50x80 | 6x | |  Flat-head M8x25 | 41x | |
|  Flat 80x80 | 3x | |  Wristlet | 41x | |
|  Attack angle 100x80 | 2x | |  Wire end M8x40 | 13x | |
|  Hinge | 3x | |  Nylon bus 18x71/2 | 32x | |
|  Lock | 1x | |  Spring washer M8 | 63x | |
|  Against Cabinet | 1x | |  Bolt M12x50 | 18x | |
|  Cover | 6x | |  Nut M12 | 18x | |
|  Special profile | 12x | |  Washer M12 | 36x | |
|  U profile 30x30x30x3 | 2x L=2130mm 3x L=2153mm | |  Bolt M10x30 | 24x | |
|  U profile 25x25x25x2 | 1x L=1000mm | |  Nut M10 | 24x | |
| | | |  Rd. head Stanley steel M5x35 | 24x | |
| | | |  Nylon bus 6.2x10x15 | 24x |  |







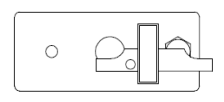

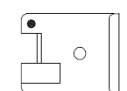





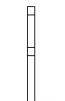



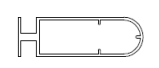

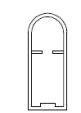


GSG HM TYPE 95.2 COCO-B



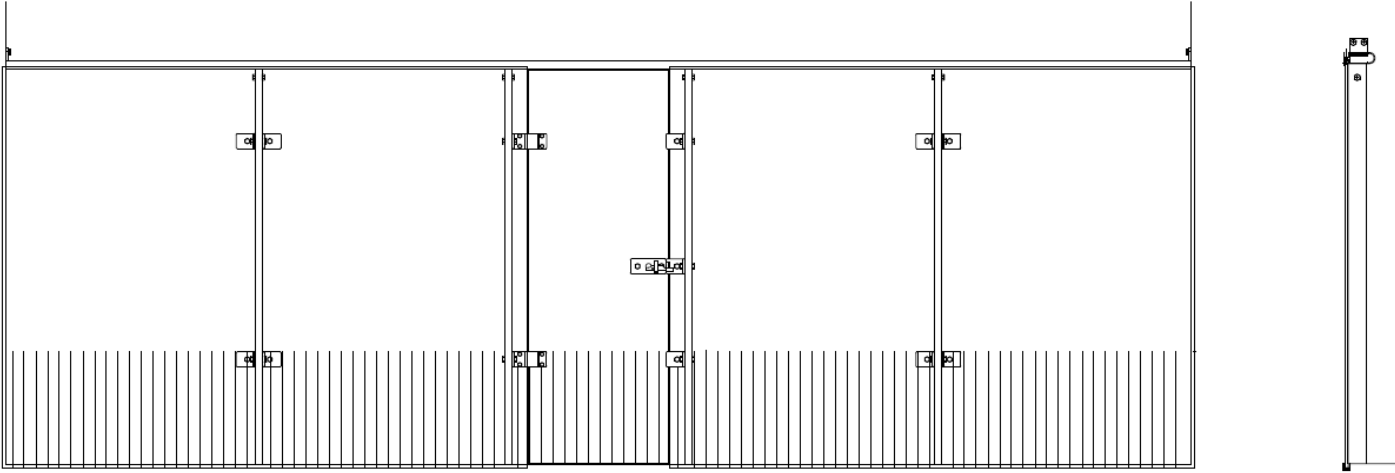
2 panel backwall with aluminium stabilization.

- Type 95.2 Coco glass backwall complete with aluminium hardware in RAL 9006.
- Dimensions: 6400 x 2130 mm.
- All the materials are approved by the World Squash Federation and certified.
- Fully tempered (FT) floatglass, Linea Azzurra, 12 mm. thick.
- Vertical alarm stripes up to the height of 607 mm. from finished floor, for the safety of players and public.



| Components for Coco 95-2 Court | | | | | |
|---|----------------------------------|--|--|-----|---|
|  Attack angle 100x80 | 2x | |  Castellated nuts | 30x | |
|  Corner 60x60 | 2x | |  Flat-head M8x25 | 12x | |
|  Hinge | 2x | |  Flat-head M8x30 | 4x | |
|  Lock | 1x | |  Wrislet | 17x | |
|  Against Cabinet | 1x | |  Spring washer M8 | 30x | |
|  U profile 30x30x30x3 | 2x L=2133mm 3x L=2153mm | |  Wire end M8x40 | 2x | |
|  U profile 25x25x25x2 | 1x L=770mm | |  Wire end M8x55 | 5x | |
|  Floor mounting | 2x | |  Assembly block for verticale tube | 2x | |
|  Wall mount | 2x | |  Flat-head M6x50 | 4x | |
|  Horizontal tube | 1x L=6400mm or 1x L=6800mm | |  Bolt M8x25 | 4x | |
|  Vertical tube | 2x L=2160mm | |  Washer M8 | 4x | |
| | | | | | |
| | | | | |  |







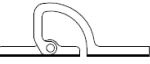

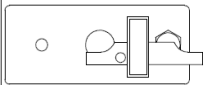

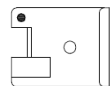









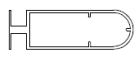




GSG HM TYPE 95.4 COCO-B



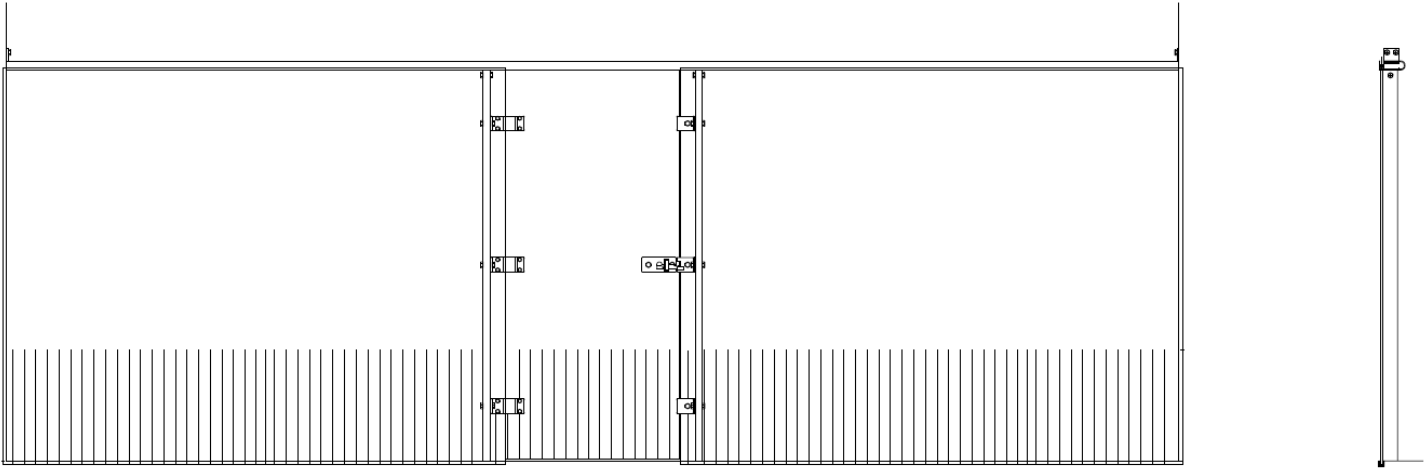
4 panel backwall with aluminium stabilization.

- Type 95.4 Coco glass backwall complete with aluminium hardware in RAL 9006.
- Dimensions: 6400 x 2130 mm.
- All the materials are approved by the World Squash Federation and certified.
- Fully tempered (FT) floatglass, Linea Azzurra, 12 mm. thick.
- Vertical alarm stripes up to the height of 607 mm. from finished floor, for the safety of players and public.



| Components for Coco 95-4 Court | | | | | |
|---|----------------------------------|--|--|-----|---|
|  Corner 80x80 | 8x | |  Castellated nuts | 50x | |
|  Attack angle 100x80 | 2x | |  Flat-head M8x25 | 20x | |
|  Corner 60x60 | 2x | |  Flat-head M8x30 | 4x | |
|  Hinge | 2x | |  Wrislet | 25x | |
|  Lock | 1x | |  Spring washer M8 | 50x | |
|  Against Cabinet | 1x | |  Wire end M8x40 | 4x | |
|  U profile 30x30x30x3 | 2x L=2133mm 3x L=2153mm | |  Wire end M8x55 | 5x | |
|  U profile 25x25x25x2 | 1x L=770mm | |  Wire end M8x65 | 4x | |
|  Floor mounting | 4x | |  Assembly block for vertecale tube | 4x | |
|  Wall mount | 2x | |  Flat-head M6x50 | 8x | |
|  Horizontal tube | 1x L=6400mm or 1x L=6800mm | |  Bolt M8x25 | 4x | |
|  Vertical tube | 4x L=2160mm | |  Washer M8 | 4x | |
| | | | | |  |

GSG HM TYPE 95.2 COCO-B Handicap Access



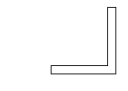



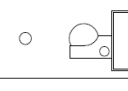

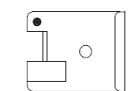

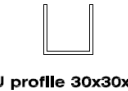



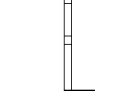

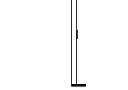



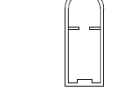




2 panel backwall with aluminium stabilization and Handicap access

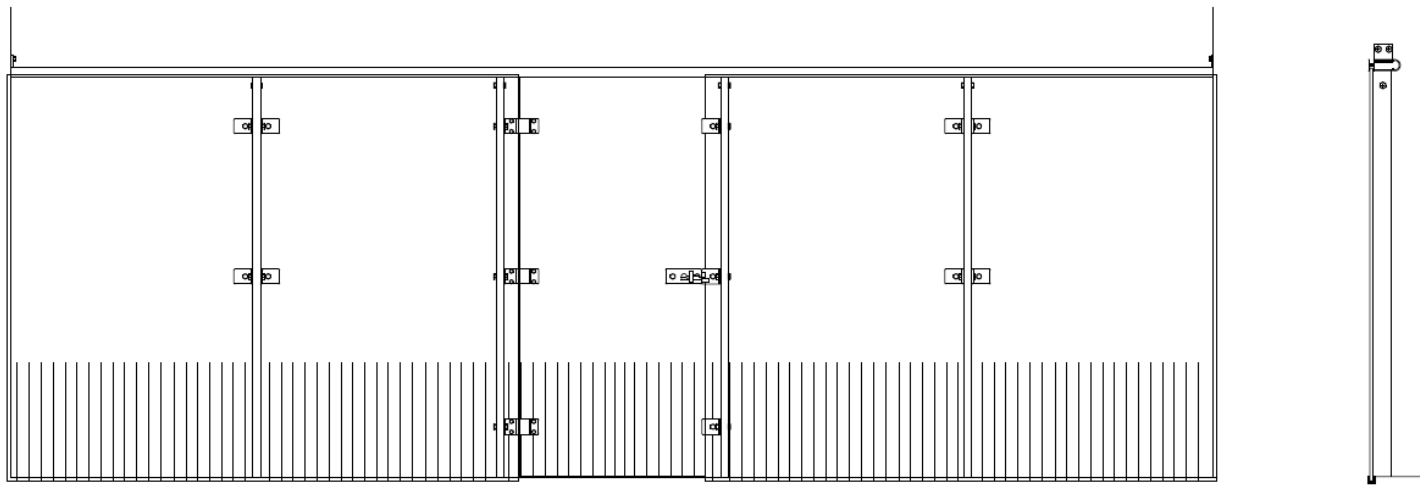
- Type 95.2 Coco HA glass backwall complete with aluminium hardware in RAL 9006.
- Dimensions: 6400 x 2130 mm.
- All the materials are approved by the World Squash Federation and certified.
- Fully tempered (FT) floatglass, Linea Azzurra, 12 mm. thick.
- Vertical alarm stripes up to the height of 607 mm. from finished floor, for the safety of players and public.



Components for Coco 95-2 Court Handicap Access

| | | | | | |
|---|---|--|---|------------|---|
|  | 2x | |  | 36x | |
|  | 3x | |  | 14x | |
|  | 3x | |  | 6x | |
|  | 1x | |  | 21x | |
|  | 1x | |  | 36x | |
|  | 2x L=2133mm 3x L=2153mm | |  | 2x | |
|  | 1x L=1000mm | |  | 6x | |
|  | 2x | |  | 2x | |
|  | 2x | |  | 4x | |
|  | 1x L=6400mm or 1x L=6800mm | |  | 4x | |
|  | 2x L=2160mm | |  | 4x | |
| | | | | | |
| | | | | |  |

GSG HM TYPE 95.4 COCO-B Handicap Access









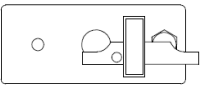

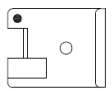









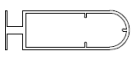






4 panel backwall with aluminium stabilization and Handicap access

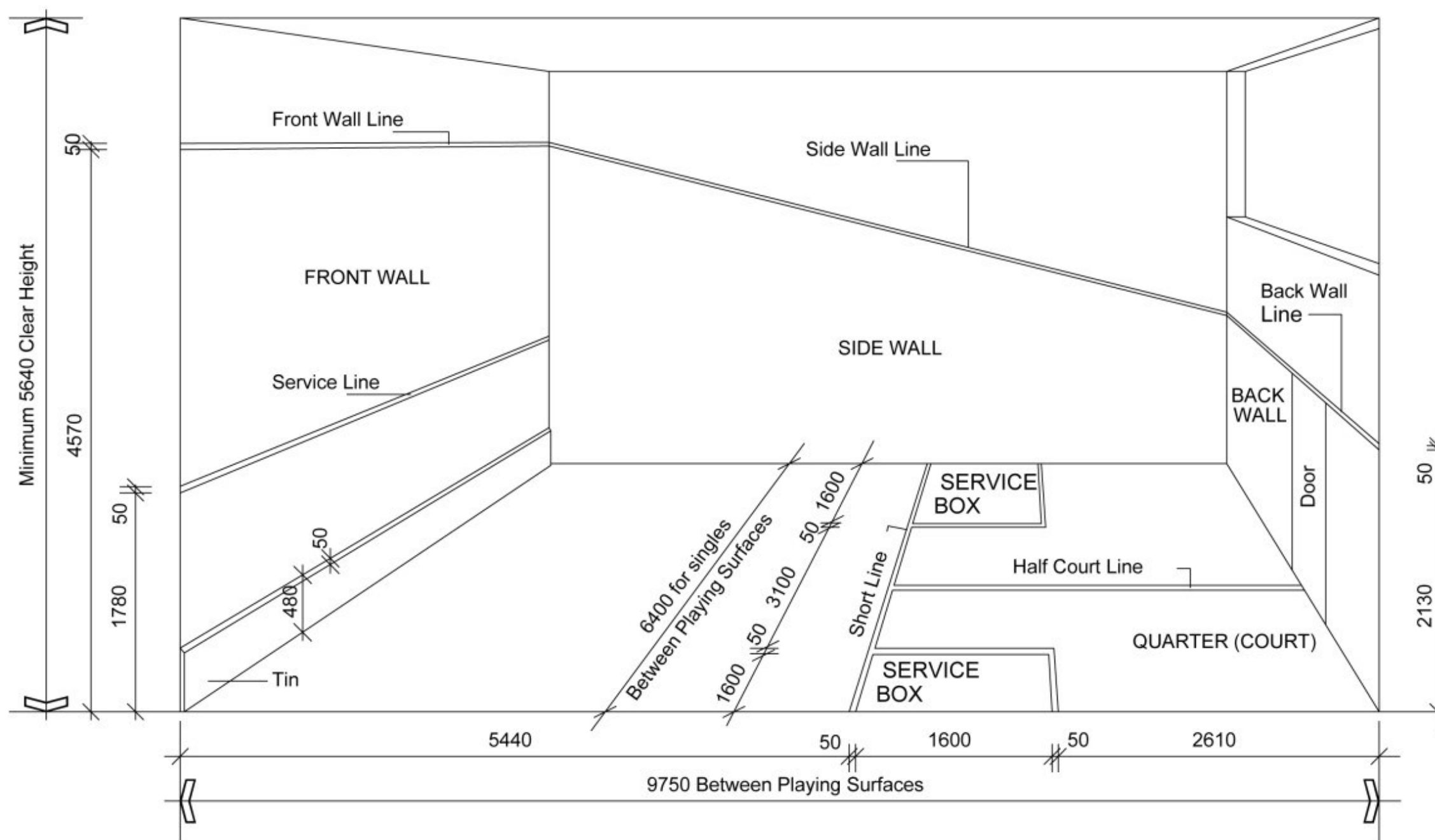
- Type 95.4 Coco HA glass backwall complete with aluminium hardware in RAL 9006.
- Dimensions: 6400 x 2130 mm.
- All the materials are approved by the World Squash Federation and certified.
- Fully tempered (FT) floatglass, Linea Azzurra, 12 mm. thick.
- Vertical alarm stripes up to the height of 607 mm. from finished floor, for the safety of players and public.



Components for Coco 95-4 Court Handicap Access

| | | | | | |
|---|----------------------------------|--|--|-----|---|
|  Corner 80x80 | 8x | |  Castellated nuts | 60x | |
|  Attack angle 100x80 | 2x | |  Flat-head M8x25 | 22x | |
|  Corner 60x60 | 2x | |  Flat-head M8x30 | 4x | |
|  Hinge | 2x | |  Wrislet | 27x | |
|  Lock | 1x | |  Spring washer M8 | 56x | |
|  Against Cabinet | 1x | |  Wire end M8x40 | 4x | |
|  U profile 30x30x30x3 | 2x L=2133mm 3x L=2153mm | |  Wire end M8x55 | 6x | |
|  U profile 25x25x25x2 | 1x L=770mm | |  Wire end M8x65 | 4x | |
|  Floor mounting | 4x | |  Assembly block for verticale tube | 4x | |
|  Wall mount | 2x | |  Flat-head M6x50 | 8x | |
|  Horizontal tube | 1x L=6400mm or 1x L=6800mm | |  Bolt M8x25 | 4x | |
|  Vertical tube | 4x L=2160mm | |  Washer M8 | 4x | |
| | | | | |  |

GENERAL CONFIGURATION OF THE INTERNATIONAL SINGLES COURT



NEAR SIDE WALL OMITTED FOR CLARITY

DIAGONALS FOR SINGLES 11665

Dimensions of Singles Squash Court

Also applicable for Racketball

Diagram 1

December 2012

**WORLD
SQUASH**

WSF

The diagram illustrates the layout of a squash court with the following dimensions and markings:

- Overall Dimensions:**
 - Length: 9750 Between Playing Surfaces
 - Width: 2130
- Wall and Line Markings:**
 - FRONT WALL:** Includes the **Front Wall Line** and **Service Line**.
 - SIDE WALL:** The side wall of the court.
 - BACK WALL:** Includes the **Back Wall Line** and a **Door**.
- Playing Area and Lines:**
 - QUARTER (COURT):** The area between the front and back walls.
 - Half Court Line:** Divides the court into two halves.
 - Short Line:** Located near the back wall.
 - Service Boxes:** Two rectangular areas, one on each side of the short line.
 - Between Playing Surfaces:** Dimensions of 5440, 50, 1600, 50, 1600, and 2610 are shown along the bottom edge.
 - Diagonal Dimensions:** 480, 50, and 4320 are marked along the front wall line.
- Notes:**
 - See note 1** is referenced twice, pointing to specific dimensions (480 and 50) and the tin.
 - See note 1 7620 for doubles** is written along the diagonal line.
- Other Labels:**
 - Tin:** The bottom edge of the court.
 - Service Line:** A line on the front wall.
 - Service BOX:** Two boxes, one on each side of the short line.

Dimensions of Doubles Squash Court

International Competition Width. For WSF recognised World and Regional events and Commonwealth Games, the width of the court between playing surfaces may be expanded from 7620mm to 8420mm and from July 2012 the height above the floor to the top of the tin shall be 330mm.

September 2014

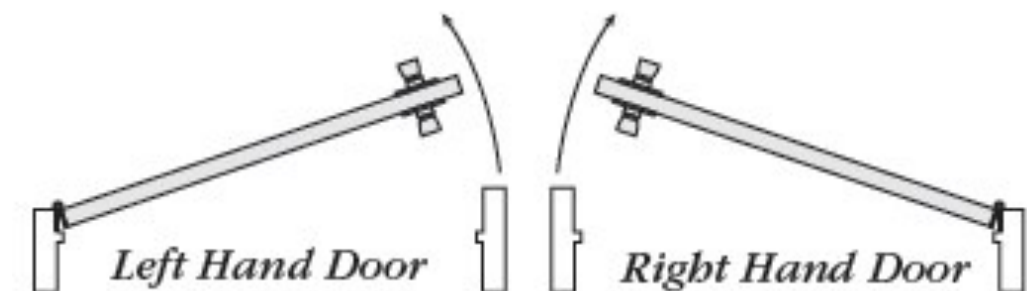
WSF

Our specialty: 2, 3 and 4-sided glass courts with “one way view”, double dot printing on the glass side– and forewalls



<https://youtu.be/OB8aFwa01P4>

Also we can provide lefthand and righthand doors



Standard is right hand door

Wall Cladding



It's possible to cover the plastered or untreated walls of the squashcourts, with a cladding of glass panels.

The panels are made of tempered (safe / strong) colored, patterned glass and provided with a sound-proof and protective insulation material.

These panels are being attached to the walls by means of countersunk holes and bolts, so that the direction of the ball will not be influenced by the fastening of the panels.

The panels are available in many colours.




GSG offers a unique solution for single doors in **wooden frames** with flat laces.

Special hinges and special strike box.

The set comes with a lock and 2 doorstoppers.

The complete set with glass is called 95.1.

Aluminium hardware in RAL 9006



Maintenance, repair of hardware, replacement of glass doors and glass panels.




Example of “old” squashdoor



Replacement floor spring



Replacement Lock



Replacement of bottom pivot



Replacement of upside pivot

Plaster and wooden floors



Several partners of GSG are also capable of providing materials for plastering the walls and complete wooden squashfloors with WSF certification.

If you want to get in touch with these partners, please contact us, so we can send you the contact information.

However, GSG can not be held responsible for their achievements





SGS

Contact us:



Address:
Post box:
TEL:
FAX:
BANK: Rabobank Tiel:
Chamber of Commerce Tiel:
BIC-code:
IBAN number:
Bankcode:
VAT number:

Panovenweg 16, 4004 JE Tiel The Netherlands
6112, 4000 HC Tiel The Netherlands
+31.344.619746
+31.344.627010
36.29.81.590
32060104
RABONL2U
NL 61 RABO 0362981590
3212
8041.62.827.B.01

SGS
Certificate of Conformity for commodities and products to be
exported to the Kingdom of Saudi Arabia

Certificate No: NL/2012/03/118152

Date of issuance: 28-MAR-2012

Date of assessment: 28-MAR-2012

1 of 1

We (SGS Gulf Limited ROHQ) testify that we are accredited by United Kingdom Accreditation Service (certificate No 7481 dated 12/01/2012), and certify that the description of the goods stated below were subjected to laboratory testing and they are in compliance with the approved Technical Regulations and/or standards in the Kingdom of Saudi Arabia as noted below.

| | | | |
|---|------------------|---|-----------------|
| Name of manufacturer: Glasspecialisme Gooiland b.v. Address: 16 Panovenweg JE 4004 - Tiel - Netherlands | | Country of origin: Netherlands | |
| Name of exporter: Glasspecialisme Gooiland b.v. Address: 16 Panovenweg JE 4004 - Tiel - Netherlands | | Name of importer: S.B.E. - Saeed A. Bahmdah Contracting Co Ltd. Address: Gulf Commercial Center, 2nd Floor, Office 132 King Fahad Road, Olaya, Riyadh P.O. Box: 15798, Riyadh 11454 11454 - RIYADH - Saudi Arabia | |
| Port of shipment: Tiel - Netherlands | | Port of Arrival: RIYADH VIA DAMMAM PORT - Saudi Arabia | |
| Means of shipment: SEA | | Invoice No: 130011.015 | |
| | | Date: 23-FEB-2012 | |
| Item Name & Description | Packaging | Quantity | Item No. |
| Back Walls type HM 95.4 Clear tempered Linea Azzurra 12mm. Hinge (spare) parts for squash courts in several dimensions. Edge profile, and plate with level in several dimensions as (spare) parts for squash courts | CR | 4 Units | 1 |
| | | Technical regulation and/or Standard No. Ref. SASO 1916:2001 | |

Authorized person name: Jan Brobbel

Date: 28.03.2012

Authorized Signature:

Official Stamp:

SGS Nederland B.V.

*Certificate is valid Only for its contents

This CoC is issued in application of the standards and procedures set by the Ministry of Commerce and Industry (MOCI) of the Kingdom of Saudi Arabia and is subject to the applicable SGS General Conditions of Services available at <http://www.sgs.com/en/Terms-and-Conditions.aspx>

This CoC does not evidence shipment nor releases Seller (Exporter) and Buyer (Importer) from their respective obligations in relation to the delivery, quality and quantity of the consignment referred to herein, nor does it guarantee performance of the contract of sale which applies to the consignment. Stipulations to the contrary are not binding on SGS.

WARNING: The General Directorate of Laboratories of the Ministry of Commerce and Industry of the Kingdom of Saudi Arabia may reject the consignment covered by this CoC if found non-conforming upon verification at the port of entry.

Worldwide delivery of glass squashwalls
with aluminium hardware.

Maintenance and repair.

Glass and hardware produced in Belgium
and the Netherlands.

www.glasssquashcourts.com

This document is issued by the Company under its General Conditions of Service printed overleaf. Attention is drawn to the limitation of liability, jurisdiction and jurisdiction issues defined therein.

Any holder of this document is advised that information contained hereon reflects the Company's findings at the time of its intervention only and within the limits of Client's instructions, if any. The Company's sole responsibility is to its Client and this document does not exonerate parties to a transaction from exercising all their rights and obligations under the transaction documents. Any unauthorized alteration, forgery or falsification of the content or appearance of this document is unlawful and offenders may be prosecuted to the fullest extent of the law.

SGSPAPER
10331729



Certificate of Conformity for Saudi Arabia.
























New Samoan National Squash Centre | 2015

3 single courts 95.4 and 2 double courts 95.6