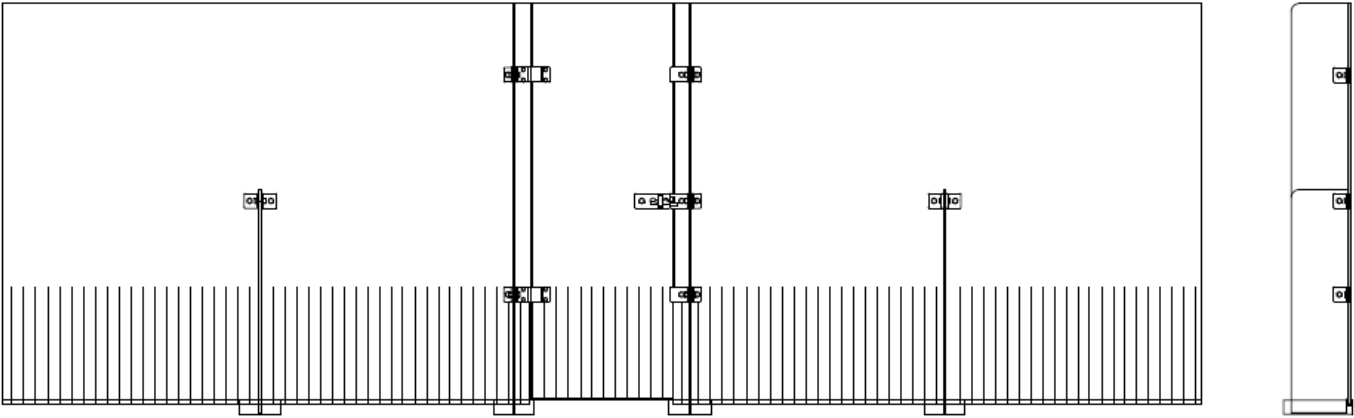


Digital brochure standard squashwalls 2021











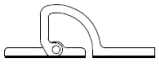



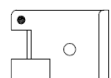

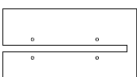










GSG HM TYPE 95.2



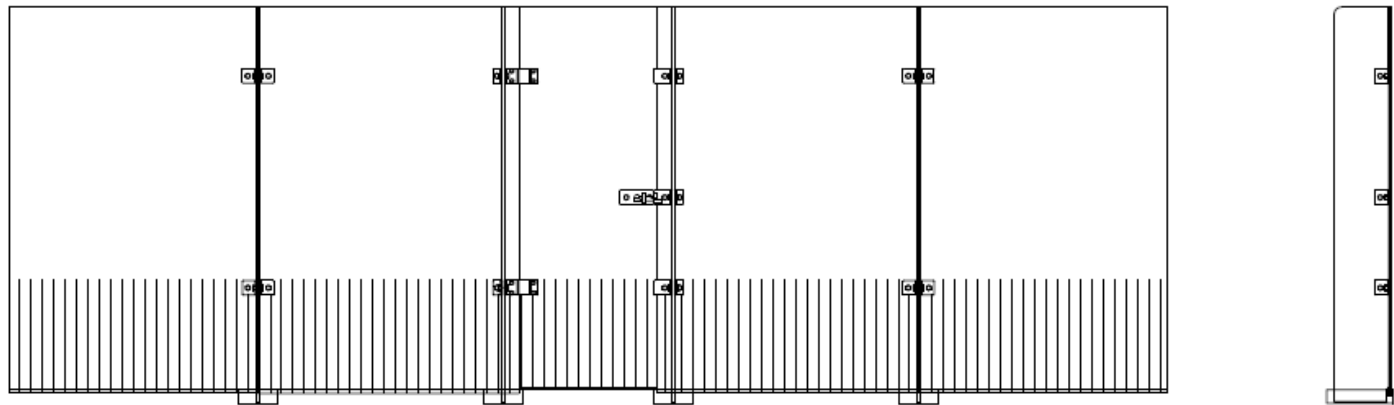
2 panel backwall with glass fins

- Type 95.2 glass backwall complete with aluminium hardware in RAL 9006.
- Dimensions: 6400 x 2130 mm.
- All the materials are approved by the World Squash Federation and certified.
- Fully tempered (FT) floatglass, Linea Azzurra, 12 mm. thick.
- Vertical alarm stripes up to the height of 607 mm. from finished floor, for the safety of players and public.



Components for 95-2 Court					
 Corner 80x80	4x		 Castellated nuts	39x	
 Corner 50x80	5x		 Flat-head M8x25	26x	
 Flat 80x80	2x		 Wrislet	26x	
 Attack angle 100x80	2x		 Wire end M8x40	7x	
 Hinge	2x		 Nylon bus 18x71/2	21x	
 Lock	1x		 Spring washer M8	39x	
 Against Cabinet	1x		 Bolt M12x50	12x	
 Cover	4x		 Nut M12	12x	
 Special profile	8x		 Washer M12	24x	
 U profile 30x30x30x3	2x L=2130mm 3x L=2153mm		 Bolt M10x30	16x	
 U profile 25x25x25x2	1x L=770mm		 Nut M10	16x	
			 Rd. head Stanley steel M5x35	16x	
			 Nylon bus 6.2x10x15	16x	











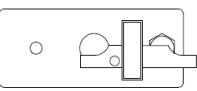

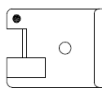

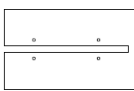










GSG HM TYPE 95.4



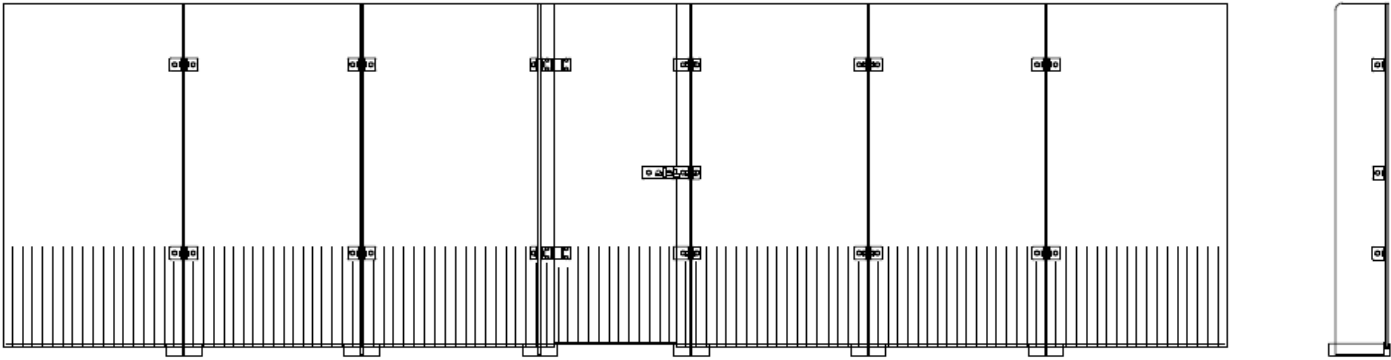
4 panel backwall with glass fins

- Type 95.4 glass backwall complete with aluminium hardware in RAL 9006.
- Dimensions: 6400 x 2130 mm.
- All the materials are approved by the World Squash Federation and certified.
- Fully tempered (FT) floatglass, Linea Azzurra, 12 mm. thick.
- Vertical alarm stripes up to the height of 607 mm. from finished floor, for the safety of players and public.




Components for 95-4 Court					
 Corner 80x80	8x		 Castellated nuts	47x	
 Corner 50x80	5x		 Flat-head M8x25	30x	
 Flat 80x80	2x		 Wrislet	30x	
 Attack angle 100x80	2x		 Wire end M8x40	9x	
 Hinge	2x		 Nylon bus 18x71/2	23x	
 Lock	1x		 Spring washer M8	47x	
 Against Cabinet	1x		 Bolt M12x50	12x	
 Cover	4x		 Nut M12	12x	
 Special profile	8x		 Washer M12	24x	
 U profile 30x30x30x3	2x L=2130mm 3x L=2153mm		 Bolt M10x30	16x	
 U profile 25x25x25x2	1x L=770mm		 Nut M10	16x	
			 Rd. head Stanly steel M5x35	16x	
			 Nylon bus 6.2x10x15	16x	











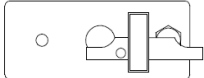

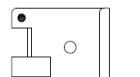












GSG HM TYPE 95.6



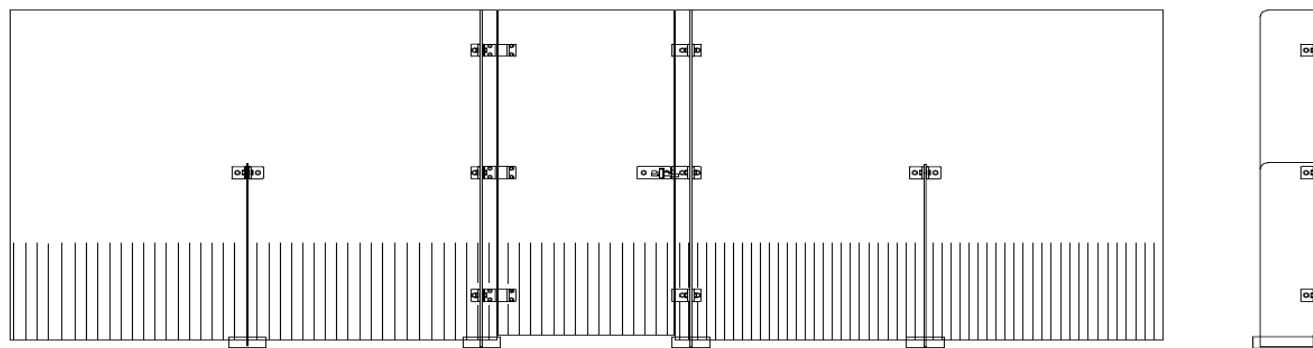
6 panel backwall with glass fins

- Type 95.6 glass backwall complete with aluminium hardware in RAL 9006.
- Dimensions: 7620 x 2130 mm. For double play
- All the materials are approved by the World Squash Federation and certified.
- Fully tempered (FT) floatglass, Linea Azzurra, 12 mm. thick.
- Vertical alarm stripes up to the height of 607 mm. from finished floor, for the safety of players and public.



Components for 95-6 Court					
 Corner 80x80	16x		 Castellated nuts	63x	
 Corner 50x80	5x		 Flat-head M8x25	38x	
 Flat 80x80	2x		 Wrislet	38x	
 Attack angle 100x80	2x		 Wire end M8x40	13x	
 Hinge	2x		 Nylon bus 18x71/2	27x	
 Lock	1x		 Spring washer M8	63x	
 Against Cabinet	1x		 Bolt M12x50	18x	
 Cover	6x		 Nut M12	18x	
 Special profile	12x		 Washer M12	36x	
 U profile 30x30x30x3	2x L=2130mm 3x L=2153mm		 Bolt M10x30	24x	
 U profile 25x25x25x2	1x L=770mm		 Nut M10	24x	
			 Rd. head Stanley steel M5x35	24x	
			 Nylon bus 6.2x10x15	24x	

GSG HM TYPE 95-2 Handicap Access



2 panel backwall with glass fins and Handicap access

- Type 95.2 HA glass backwall complete with aluminium hardware in RAL 9006.
- Dimensions: 6400 x 2130 mm.
- All the materials are approved by the World Squash Federation and certified.
- Fully tempered (FT) floatglass, Linea Azzurra, 12 mm. thick.
- Vertical alarm stripes up to the height of 607 mm. from finished floor, for the safety of players and public.

**WORLD
SQUASH**

WSF











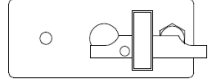

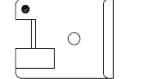

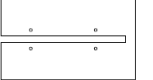









**WORLD
SQUASH**

**ACCREDITED
PRODUCT 2021**

GSG HM Type 95.2 & Type 95.2 Handicap Access,
Type 95.2 COCO-B & Type 95.2 COCO-B Handicap Access,
Type 95.4 & Type 95.4 Handicap Access,
Type 95.4 COCO-B & Type 95.4 COCO-B
Handicap Access, Type 95.6 & Type 95.6 Handicap Access
WORLD SQUASH FEDERATION

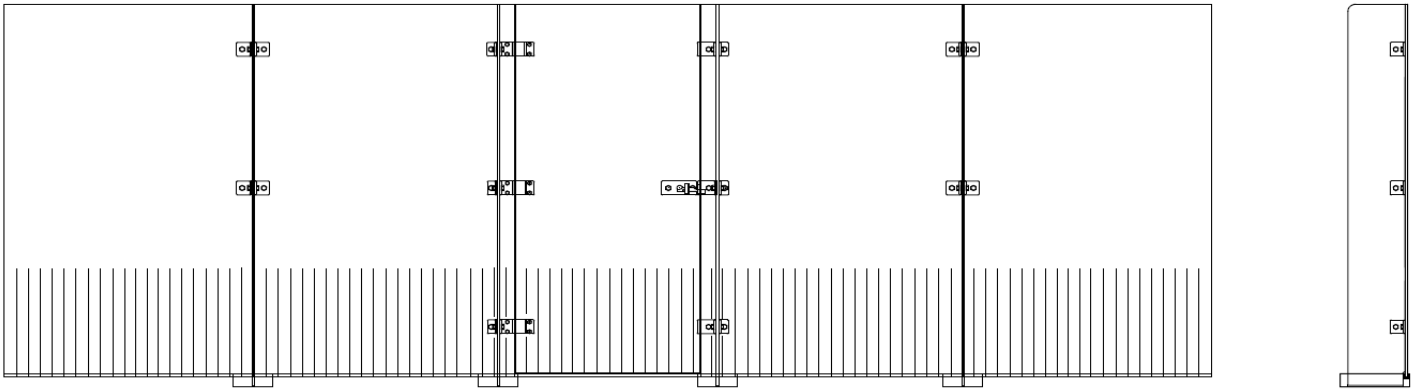


Components for 95-2 Court Handicap Access

 Corner 80x80	4x		 Castellated nuts	46x	
 Corner 50x80	6x		 Flat-head M8x25	31x	
 Flat 80x80	3x		 Wrislet	31x	
 Attack angle 100x80	2x		 Wire end M8x40	8x	
 Hinge	3x		 Nylon bus 18x71/2	22x	
 Lock	1x		 Spring washer M8	46x	
 Against Cabinet	1x		 Bolt M12x50	12x	
 Cover	4x		 Nut M12	12x	
 Special profile	8x		 Washer M12	24x	
 U profile 30x30x30x3	2x L=2130mm 3x L=2153mm		 Bolt M10x30	16x	
 U profile 25x25x25x2	1x L=1000mm		 Nut M10	16x	
			 Rd. head Stanly steel M5x35	16x	
			 Nylon bus 6.2x10x15	16x	












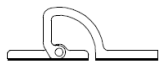

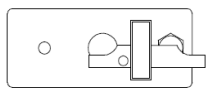

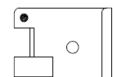

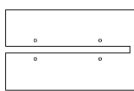










GSG HM TYPE 95.4 Handicap Access



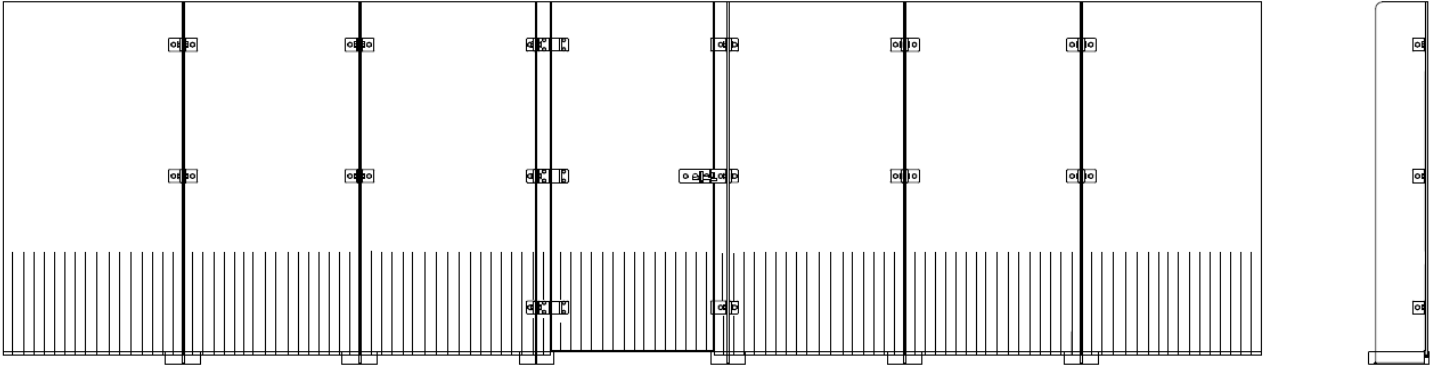
4 panel backwall with glass fins
and Handicap access

- Type 95.4 HA glass backwall complete with aluminium hardware in RAL 9006.
- Dimensions: 6400 x 2130 mm.
- All the materials are approved by the World Squash Federation and certified.
- Fully tempered (FT) floatglass, Linea Azzurra, 12 mm. thick.
- Vertical alarm stripes up to the height of 607 mm. from finished floor, for the safety of players and public.




Components for 95-4 Court Handicap Access					
 Corner 80x80	8x		 Castellated nuts	53x	
 Corner 50x80	6x		 Flat-head M8x25	36x	
 Flat 80x80	3x		 Wrislet	36x	
 Attack angle 100x80	2x		 Wire end M8x40	10x	
 Hinge	3x		 Nylon bus 18x71/2	24x	
 Lock	1x		 Spring washer M8	54x	
 Against Cabinet	1x		 Bolt M12x50	12x	
 Cover	4x		 Nut M12	12x	
 Special profile	8x		 Washer M12	24x	
 U profile 30x30x30x3	2x L=2130mm 3x L=2153mm		 Bolt M10x30	16x	
 U profile 25x25x25x2	1x L=1000mm		 Nut M10	16x	
			 Rd. head Stanly steel M5x35	16x	
			 Nylon bus 6.2x10x15	16x	











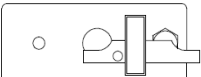

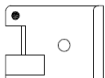

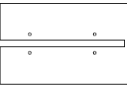










GSG HM TYPE 95.6 Handicap Access



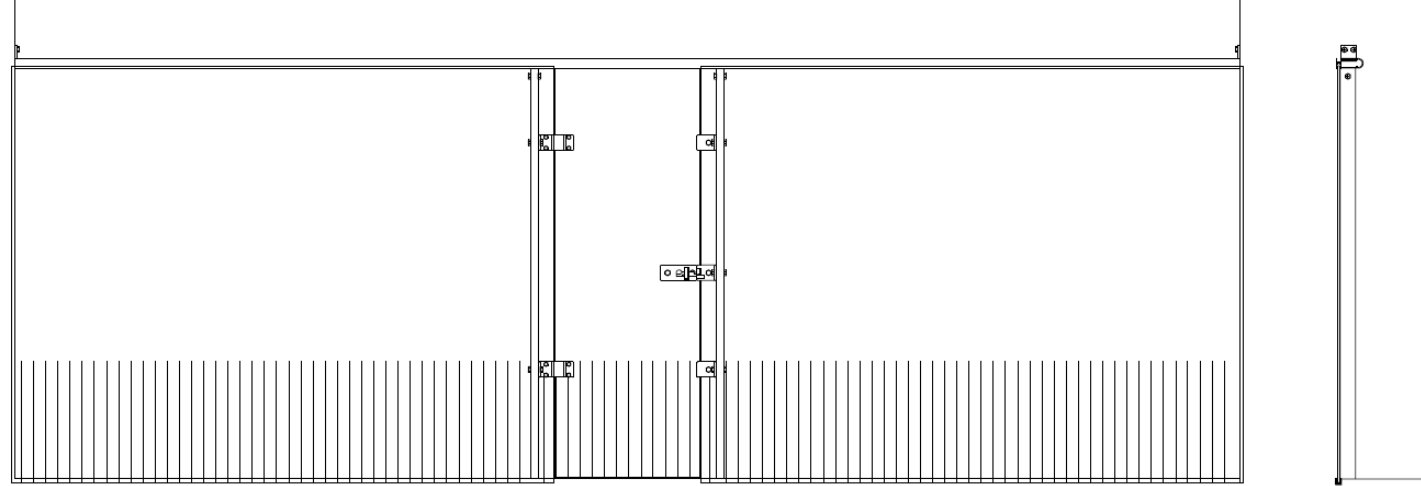
6 panel backwall with glass fins and Handicap access

- Type 95.6 HA glass backwall complete with aluminium hardware in RAL 9006.
- Dimensions: 7620 x 2130 mm. For double play.
- All the materials are approved by the World Squash Federation and certified.
- Fully tempered (FT) floatglass, Linea Azzurra, 12 mm. thick.
- Vertical alarm stripes up to the height of 607 mm. from finished floor, for the safety of players and public.



Components for 95-6 Court Handicap Access					
 Corner 80x80	16x		 Castellated nuts	60x	
 Corner 50x80	6x		 Flat-head M8x25	41x	
 Flat 80x80	3x		 Wrislet	41x	
 Attack angle 100x80	2x		 Wire end M8x40	13x	
 Hinge	3x		 Nylon bus 18x71/2	32x	
 Lock	1x		 Spring washer M8	63x	
 Against Cabinet	1x		 Bolt M12x50	18x	
 Cover	6x		 Nut M12	18x	
 Special profile	12x		 Washer M12	36x	
 U profile 30x30x30x3	2x L=2130mm 3x L=2153mm		 Bolt M10x30	24x	
 U profile 25x25x25x2	1x L=1000mm		 Nut M10	24x	
			 Rd. head Stanley steel M5x35	24x	
			 Nylon bus 6.2x10x15	24x	







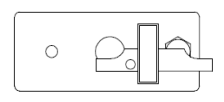

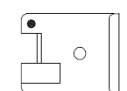





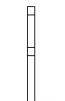



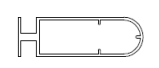

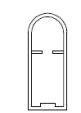


GSG HM TYPE 95.2 COCO-B



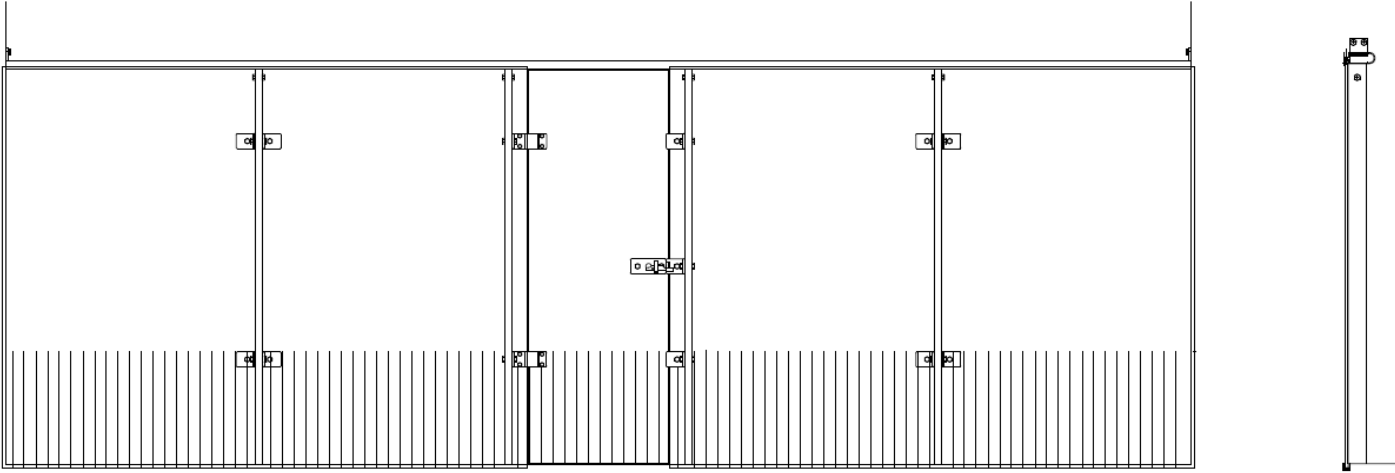
2 panel backwall with aluminium stabilization.

- Type 95.2 Coco glass backwall complete with aluminium hardware in RAL 9006.
- Dimensions: 6400 x 2130 mm.
- All the materials are approved by the World Squash Federation and certified.
- Fully tempered (FT) floatglass, Linea Azzurra, 12 mm. thick.
- Vertical alarm stripes up to the height of 607 mm. from finished floor, for the safety of players and public.




Components for Coco 95-2 Court					
 Attack angle 100x80	2x		 Castellated nuts	30x	
 Corner 60x60	2x		 Flat-head M8x25	12x	
 Hinge	2x		 Flat-head M8x30	4x	
 Lock	1x		 Wrislet	17x	
 Against Cabinet	1x		 Spring washer M8	30x	
 U profile 30x30x30x3	2x L=2133mm 3x L=2153mm		 Wire end M8x40	2x	
 U profile 25x25x25x2	1x L=770mm		 Wire end M8x55	5x	
 Floor mounting	2x		 Assembly block for verticale tube	2x	
 Wall mount	2x		 Flat-head M6x50	4x	
 Horizontal tube	1x L=6400mm or 1x L=6800mm		 Bolt M8x25	4x	
 Vertical tube	2x L=2160mm		 Washer M8	4x	
					









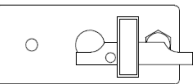

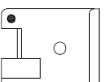









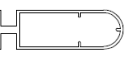




GSG HM TYPE 95.4 COCO-B



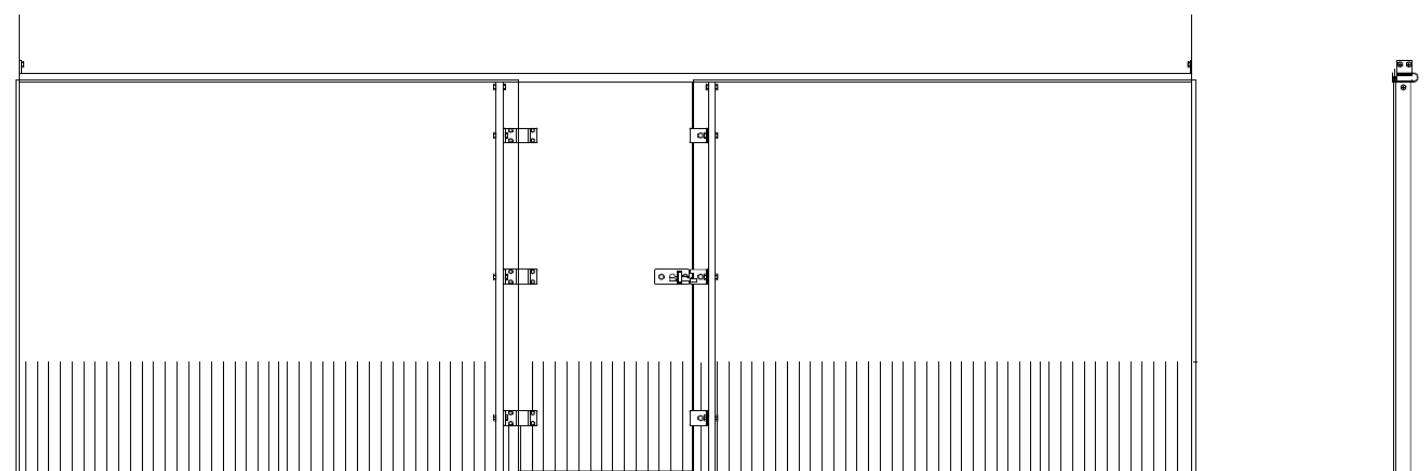
4 panel backwall with aluminium stabilization.

- Type 95.4 Coco glass backwall complete with aluminium hardware in RAL 9006.
- Dimensions: 6400 x 2130 mm.
- All the materials are approved by the World Squash Federation and certified.
- Fully tempered (FT) floatglass, Linea Azzurra, 12 mm. thick.
- Vertical alarm stripes up to the height of 607 mm. from finished floor, for the safety of players and public.



Components for Coco 95-4 Court					
 Corner 80x80	8x		 Castellated nuts	50x	
 Attack angle 100x80	2x		 Flat-head M8x25	20x	
 Corner 60x60	2x		 Flat-head M8x30	4x	
 Hinge	2x		 Wrislet	25x	
 Lock	1x		 Spring washer M8	50x	
 Against Cabinet	1x		 Wire end M8x40	4x	
 U profile 30x30x30x3	2x L=2133mm 3x L=2153mm		 Wire end M8x55	5x	
 U profile 25x25x25x2	1x L=770mm		 Wire end M8x65	4x	
 Floor mounting	4x		 Assembly block for vertecale tube	4x	
 Wall mount	2x		 Flat-head M6x50	8x	
 Horizontal tube	1x L=6400mm or 1x L=6800mm		 Bolt M8x25	4x	
 Vertical tube	4x L=2160mm		 Washer M8	4x	
					

GSG HM TYPE 95.2 COCO-B Handicap Access



2 panel backwall with aluminium stabilization and Handicap access

- Type 95.2 Coco HA glass backwall complete with aluminium hardware in RAL 9006.
- Dimensions: 6400 x 2130 mm.
- All the materials are approved by the World Squash Federation and certified.
- Fully tempered (FT) floatglass, Linea Azzurra, 12 mm. thick.
- Vertical alarm stripes up to the height of 607 mm. from finished floor, for the safety of players and public.

**WORLD
SQUASH**

WSF



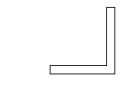



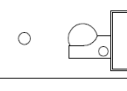

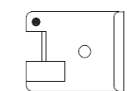














**WORLD
SQUASH**

**ACCREDITED
PRODUCT 2021**

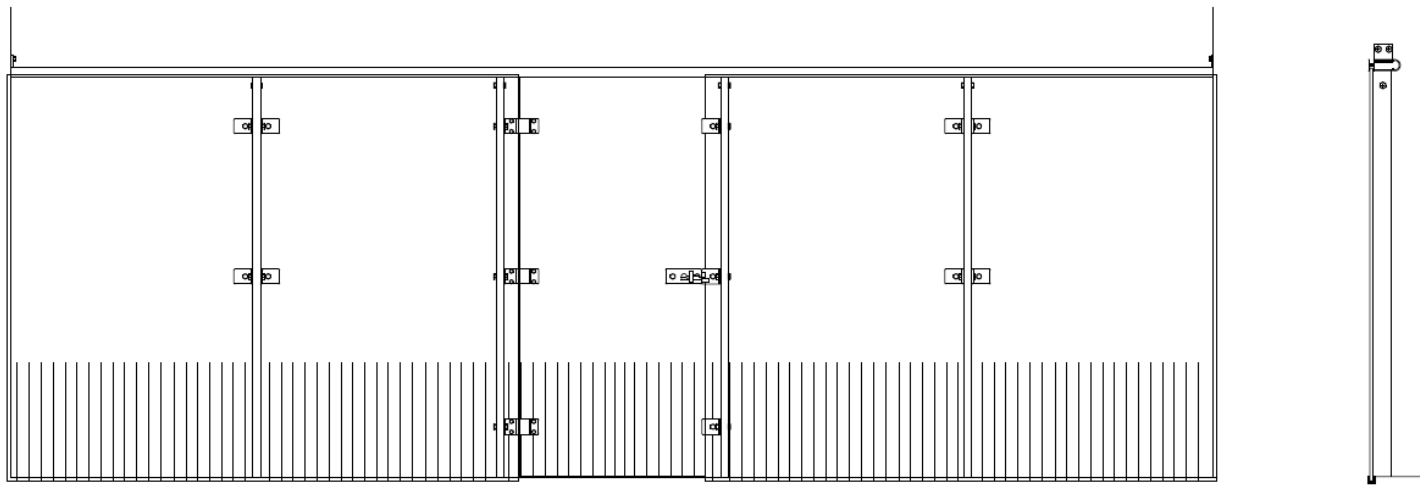
GSG HM Type 95.2 & Type 95.2 Handicap Access,
Type 95.2 COCO-B & Type 95.2 COCO-B Handicap Access,
Type 95.4 & Type 95.4 Handicap Access,
Type 95.4 COCO-B & Type 95.4 COCO-B
Handicap Access, Type 95.6 & Type 95.6 Handicap Access
WORLD SQUASH FEDERATION



Components for Coco 95-2 Court Handicap Access

	2x			36x	
	3x			14x	
	3x			6x	
	1x			21x	
	1x			36x	
	2x L=2133mm 3x L=2153mm			2x	
	1x L=1000mm			6x	
	2x			2x	
	2x			4x	
	1x L=6400mm or 1x L=6800mm			4x	
	2x L=2160mm			4x	
					

GSG HM TYPE 95.4 COCO-B Handicap Access









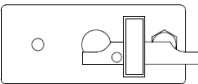

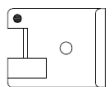









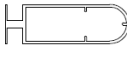

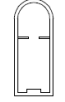




4 panel backwall with aluminium stabilization and Handicap access

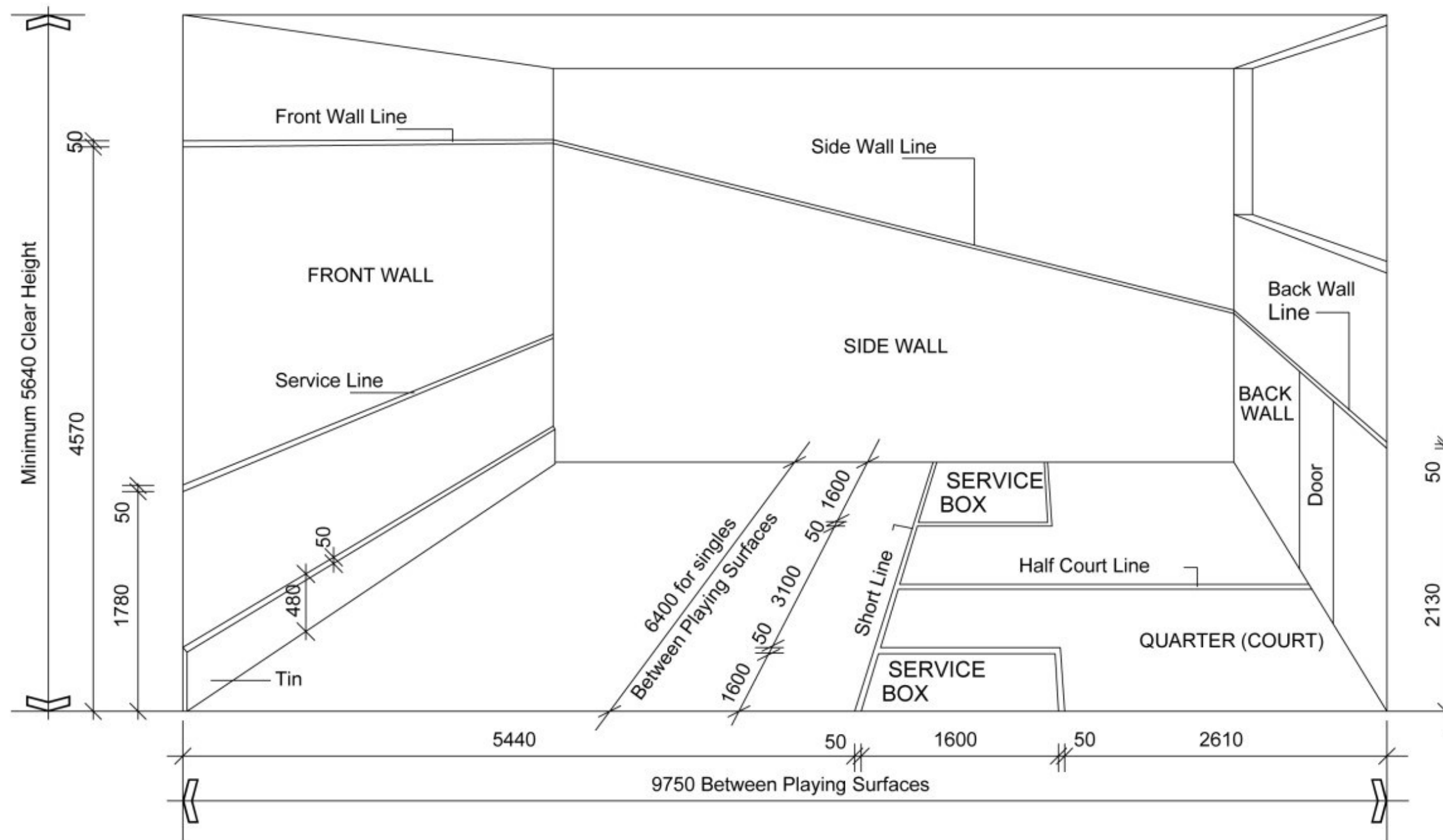
- Type 95.4 Coco HA glass backwall complete with aluminium hardware in RAL 9006.
- Dimensions: 6400 x 2130 mm.
- All the materials are approved by the World Squash Federation and certified.
- Fully tempered (FT) floatglass, Linea Azzurra, 12 mm. thick.
- Vertical alarm stripes up to the height of 607 mm. from finished floor, for the safety of players and public.



Components for Coco 95-4 Court Handicap Access

 Corner 80x80	8x		 Castellated nuts	60x	
 Attack angle 100x80	2x		 Flat-head M8x25	22x	
 Corner 60x60	2x		 Flat-head M8x30	4x	
 Hinge	2x		 Wrislet	27x	
 Lock	1x		 Spring washer M8	56x	
 Against Cabinet	1x		 Wire end M8x40	4x	
 U profile 30x30x30x3	2x L=2133mm 3x L=2153mm		 Wire end M8x55	6x	
 U profile 25x25x25x2	1x L=770mm		 Wire end M8x65	4x	
 Floor mounting	4x		 Assembly block for verticale tube	4x	
 Wall mount	2x		 Flat-head M6x50	8x	
 Horizontal tube	1x L=6400mm or 1x L=6800mm		 Bolt M8x25	4x	
 Vertical tube	4x L=2160mm		 Washer M8	4x	
					

GENERAL CONFIGURATION OF THE INTERNATIONAL SINGLES COURT



NEAR SIDE WALL OMITTED FOR CLARITY

DIAGONALS FOR SINGLES 11665

Dimensions of Singles Squash Court

Also applicable for Racketball

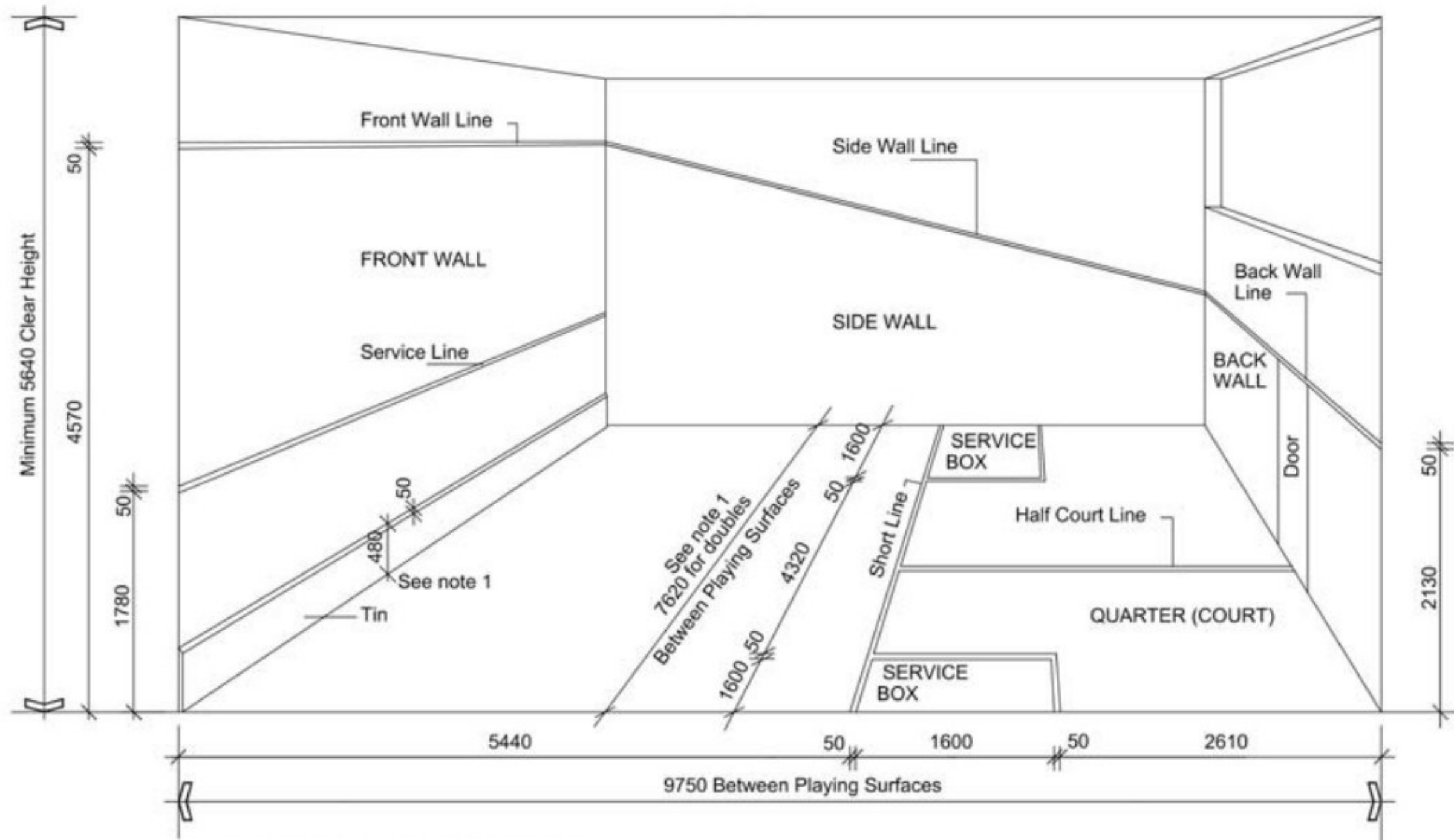
Diagram 1

December 2012

**WORLD
SQUASH**

WSF

GENERAL CONFIGURATION OF THE INTERNATIONAL DOUBLES COURT



NEAR SIDE WALL OMITTED FOR CLARITY

Dimensions of Doubles Squash Court

NOTE 1

International Competition Width. For WSF recognised World and Regional events and Commonwealth Games, the width of the court between playing surfaces may be expanded from 7620mm to 8420mm and from July 2012 the height above the floor to the top of the tin shall be 330mm.

Diagram 2

September 2014

**WORLD
SQUASH**

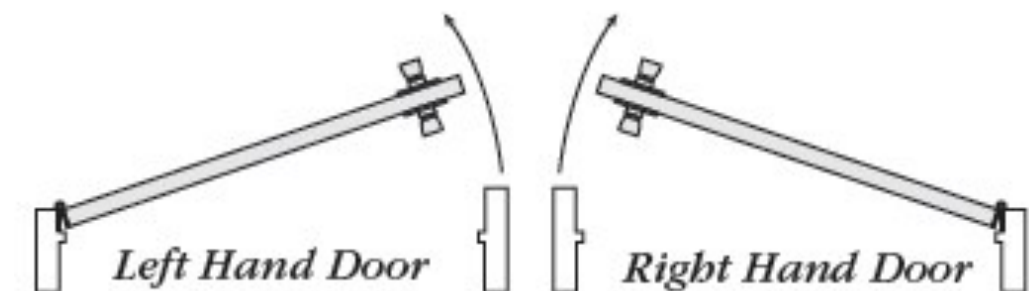
WSF

Our specialty: 2, 3 and 4-sided glass courts with “one way view”, double dot printing on the glass side– and forewalls



<https://youtu.be/OB8aFwa01P4>

Also we can provide lefthand and righthand doors



Standard is right hand door

Wall Cladding



It's possible to cover the plastered or untreated walls of the squashcourts, with a cladding of glass panels.

The panels are made of tempered (safe / strong) colored, patterned glass and provided with a sound-proof and protective insulation material.

These panels are being attached to the walls by means of countersunk holes and bolts, so that the direction of the ball will not be influenced by the fastening of the panels.

The panels are available in many colours.




GSG offers a unique solution for single doors in **wooden frames** with flat laces.

Special hinges and special strike box.

The set comes with a lock and 2 doorstoppers.

The complete set with glass is called 95.1.

Aluminium hardware in RAL 9006



Maintenance, repair of hardware, replacement of glass doors and glass panels.




Example of “old” squashdoor



Replacement floor spring



Replacement Lock



Replacement of bottom pivot



Replacement of upside pivot

Plaster and wooden floors



Several partners of GSG are also capable of providing materials for plastering the walls and complete wooden squashfloors with WSF certification.

If you want to get in touch with these partners, please contact us, so we can send you the contact information.

However, GSG can not be held responsible for their achievements





SGS

Contact us:



Address:
Post box:
TEL:
FAX:
BANK: Rabobank Tiel:
Chamber of Commerce Tiel:
BIC-code:
IBAN number:
Bankcode:
VAT number:

Panovenweg 16, 4004 JE Tiel The Netherlands
6112, 4000 HC Tiel The Netherlands
+31.344.619746
+31.344.627010
36.29.81.590
32060104
RABONL2U
NL 61 RABO 0362981590
3212
8041.62.827.B.01

SGS
Certificate of Conformity for commodities and products to be
exported to the Kingdom of Saudi Arabia

Certificate No: NL/2012/03/118152

Date of issuance: 28-MAR-2012

Date of assessment: 28-MAR-2012

1 of 1

We (SGS Gulf Limited ROHQ) testify that we are accredited by United Kingdom Accreditation Service (certificate No 7481 dated 12/01/2012), and certify that the description of the goods stated below were subjected to laboratory testing and they are in compliance with the approved Technical Regulations and/or standards in the Kingdom of Saudi Arabia as noted below.

Name of manufacturer: Glasspecialisme Gooiland b.v. Address: 16 Panovenweg JE 4004 - Tiel - Netherlands		Country of origin: Netherlands			
Name of exporter: Glasspecialisme Gooiland b.v. Address: 16 Panovenweg JE 4004 - Tiel - Netherlands		Name of importer: S.B.E. - Saeed A. Bahmdah Contracting Co Ltd. Address: Gulf Commercial Center, 2nd Floor, Office 132 King Fahad Road, Olaya, Riyadh P.O. Box: 15798, Riyadh 11454 11454 - RIYADH - Saudi Arabia			
Port of shipment: Tiel - Netherlands		Port of Arrival: RIYADH VIA DAMMAM PORT - Saudi Arabia			
Means of shipment: SEA		Invoice No: 130011.015 Date: 23-FEB-2012			
Item Name & Description		Packaging	Quantity	Item No.	Technical regulation and/or Standard No. Ref.
Back Walls type HM 95.4 Clear tempered Linea Azzurra 12mm. Hinge (spare) parts for squash courts in several dimensions. Edge profile, endplate with level in several dimensions as (spare) parts for squash courts		CR	4 Units	1	SASO 1916:2001

Authorized person name: Jan Brobbel

Date: 28.03.2012

Authorized Signature:

Official Stamp:

SGS Nederland B.V.

*Certificate is valid Only for its contents

This CoC is issued in application of the standards and procedures set by the Ministry of Commerce and Industry (MOCI) of the Kingdom of Saudi Arabia and is subject to the applicable SGS General Conditions of Services available at <http://www.sgs.com/en/Terms-and-Conditions.aspx>

This CoC does not evidence shipment nor releases Seller (Exporter) and Buyer (Importer) from their respective obligations in relation to the delivery, quality and quantity of the consignment referred to herein, nor does it guarantee performance of the contract of sale which applies to the consignment. Stipulations to the contrary are not binding on SGS.

WARNING: The General Directorate of Laboratories of the Ministry of Commerce and Industry of the Kingdom of Saudi Arabia may reject the consignment covered by this CoC if found non-conforming upon verification at the port of entry.

Worldwide delivery of glass squashwalls
with aluminium hardware.

Maintenance and repair.

Glass and hardware produced in Belgium
and the Netherlands.

www.glasssquashcourts.com

Certificate of Conformity for Saudi Arabia.

SGSPAPER
10331729


























New Samoan National Squash Centre | 2015

3 single courts 95.4 and 2 double courts 95.6